


ASSEMBLY INSTRUCTIONS



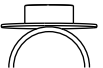





EDWARD MARTIN

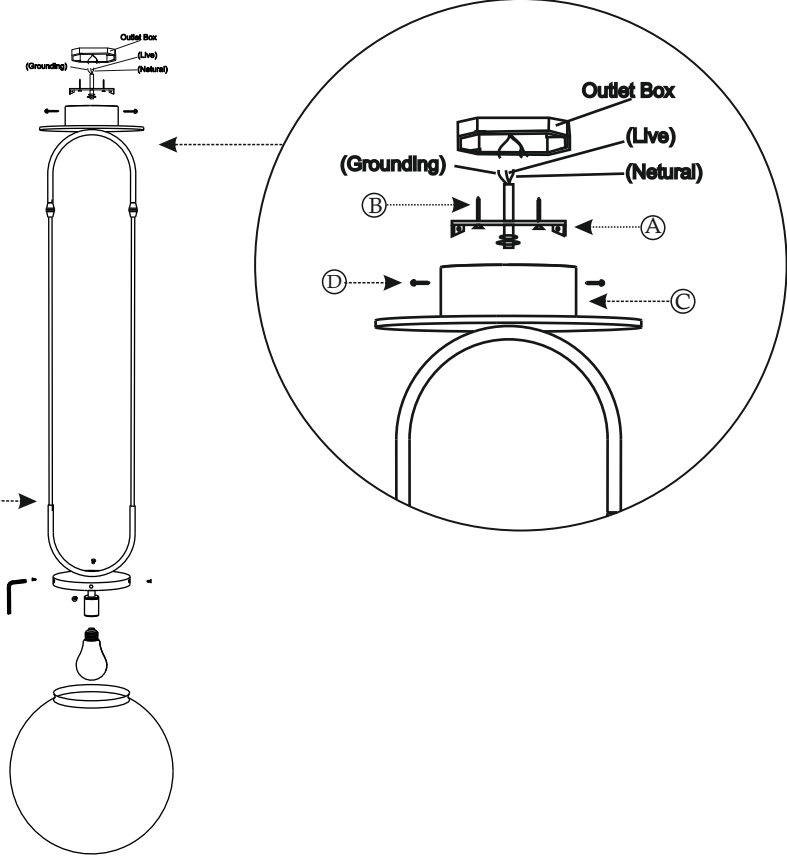
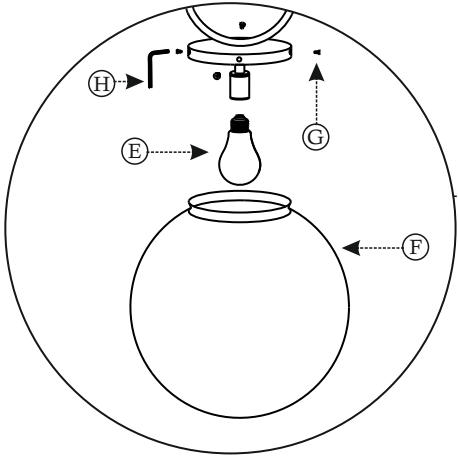
KINCAID PENDANT

Thank for your purchasing this quality product. Be sure to check all packing material carefully for small parts which may have come loose inside the cartan during shipment. Identify and count all parts and compare with the parts list below.



HARDWARE LIST

A		MOUNTING PLATE	1
B		MOUNTING PLATE SCREW	2
C		CANOPY	1
D		CANOPY SCREW	2
E		BULB	1
F		PAINTED GLASS	1
G		ALLEN SCREW	4
H		ALLEN KEY	1



MADE IN INDIA

ASSEMBLY INSTRUCTIONS

KINCAID PENDANT

EDWARD MARTIN

WARNING CONNECTIONS

1. Shut down the power at the breaker panel.
2. Connect wires:
 - Ground wire: Connect fixture ground wire(green) to supply ground wire
 - Neutral Wire: Connect fixture neutral wire (white) to supply neutral wire
 - Hot wire: Connect fixture hot wire(black) to supply hot wire
3. Make sure all connection are tight, then carefully tuck into the junction box

IMPORTANT SAFETY INSTRUCTIONS

Use an authorized and certified electrician for consultation and installation. Electrician must be familiar with commercial-type applications of very heavy pendant.

The ceiling must have at least capacity of holding 5 times the weight of the pendant. For this fixture, a celing capacity of at least 110 lb. (50 kg) is required.

Becuae this pendant is heavy, it will require at least two people or a lifter to install.

WARNING

All wires are connected. When unpacking, be carefully not to pull wires, as a bad connection may result. Do not connect electricity until your fixture is fully assembled. Do not touch or look directly at the SBLED bulb when fixture is illuminated. Keep flammable materials away from lit SBLED bulb.

THIS PRODUCT IS NOT A TOY AND HAS NO PLAY VALUE.

STRANGULATION HAZARD

Keep cord at least 3 feet away from cribs, bassinets, and toddler beds.

Keep out of reach of children under 3 years of age.

MADE IN INDIA